

Precise and controlled handling

Tip capture mechanism



Flexibility

The catheter enables safe pushability and precise trackability.

Safety

Release button remains securely locked until proximal stent release is activated.

Adaptability

User-friendly delivery system for all leg extensions.

Precision

The Squeeze-to-Release mechanism allows for gradual or continuous release with minimum effort.

Control

The control handle secures the position of the delivery system during the procedure.

Accessibility

The hydrophilic coating eases introduction and advancement of the system.

Ordering Information

01 Main Body

Catalog No. Bifurcation prosthesis	Ø Proximal (mm)	Ø Distal (mm)	Total Trunk length (mm)	Covered length (mm)	OD delivery system (F/mm)
93MB2313L10-08	23	13	85	100	18/6.1
93MB2313L15-08	23	13	85	155	18/6.1
93MB2613L10-08	26	13	85	100	18/6.1
93MB2613L13-08	26	13	85	135	18/6.1
93MB2616L15-08	26	16	85	155	18/6.1
93MB2913L10-08	29	13	85	100	18/6.1
93MB2913L15-08	29	13	85	155	18/6.1
93MB2919L15-10	29	19	100	160	18/6.1
93MB3213L10-08	32	13	85	100	20/6.8
93MB3216L15-08	32	16	85	155	20/6.8
93MB3219L15-10	32	19	100	160	20/6.8
93MB3613L10-08	36	13	85	100	20/6.8

03 Iliac Extension

Catalog No.	Ø Proximal (mm)	Ø Distal (mm)	Usable length (mm)	Total length (mm)	OD delivery system (F/mm)
93IE1310L05	13	10	50	80	16/5.7
93IE1313L05	13	13	50	80	16/5.7
93IE1913L05	19	13	50	80	16/5.7
93IE1919L05	19	19	50	80	16/5.7
93IE1922L05	19	22	50	80	16/5.7
93IE2219L05	22	19	50	80	16/5.7
93IE2222L05	22	22	50	80	16/5.7
93IE2227L05	22	27	50	80	18/6.4
93IE2722L05	27	22	50	80	18/6.4
93IE2727L05	27	27	50	80	18/6.4

04 Aortic Extension

Catalog No.	Ø Proximal (mm)	Ø Distal (mm)	Covered length (mm)	OD delivery system (F/mm)
93AE2323L05	23	23	50	18/6.1
93AE2626L05	26	26	50	18/6.1
93AE2929L05	29	29	50	18/6.1
93AE3232L05	32	32	50	20/6.8
93AE3636L05	36	36	50	20/6.8
93AE3838L05	38	38	50	20/6.8

05 Aorto-Uni-Iliac

Catalog No.	Ø Proximal (mm)	Ø Distal (mm)	Covered length (mm)	OD delivery system (F/mm)
93AU2313L11	23	13	105	18/6.1
93AU2613L11	26	13	105	18/6.1
93AU2913L11	29	13	105	18/6.1
93AU3213L11	32	13	105	20/6.8
93AU3613L11	36	13	105	20/6.8

02 Contralateral Leg

Catalog No.	Ø Proximal (mm)	Ø Distal (mm)	Usable length (mm)	Total length (mm)	OD delivery system (F/mm)
93CL1510L05	15	10	50	80	16/5.7
93CL1510L07	15	10	65	95	16/5.7
93CL1510L09	15	10	90	120	16/5.7
93CL1510L10	15	10	100	130	16/5.7
93CL1513L05	15	13	50	80	16/5.7
93CL1513L07	15	13	70	100	16/5.7
93CL1513L09	15	13	90	120	16/5.7
93CL1513L10	15	13	105	135	16/5.7
93CL1516L03	15	16	30	60	16/5.7
93CL1516L05	15	16	50	80	16/5.7
93CL1516L07	15	16	70	100	16/5.7
93CL1516L09	15	16	90	120	16/5.7
93CL1516L10	15	16	105	135	16/5.7
93CL1519L05	15	19	50	80	16/5.7
93CL1519L07	15	19	70	100	16/5.7
93CL1519L09	15	19	90	120	16/5.7
93CL1519L10	15	19	105	135	16/5.7
93CL1522L05	15	22	50	80	16/5.7
93CL1522L07	15	22	70	100	16/5.7
93CL1522L09	15	22	90	120	16/5.7
93CL1522L10	15	22	105	135	16/5.7
93CL1525L05	15	25	50	80	16/5.7
93CL1525L07	15	25	70	100	16/5.7
93CL1525L09	15	25	90	120	16/5.7
93CL1525L10	15	25	105	135	16/5.7

The E-tegra Stent Graft can be combined with the E-iliac Stent Graft System, please follow the corresponding instructions for use¹

JOTEC® | E-iliac® Stent Graft System

Catalog No.	Ø Proximal (mm)	Ø Distal (mm)	Total length (mm)	Proximal length (mm)	Distal length (mm)	OD delivery system (F/mm)
72IB1410L53L44	14	10	97	53	44	18/6.25
72IB1412L53L44	14	12	97	53	44	18/6.25
72IB1414L53L44	14	14	97	53	44	18/6.25
72IB1412L53L56	14	12	109	53	56	18/6.25
72IB1414L53L56	14	14	109	53	56	18/6.25
72IB1410L65L44	14	10	109	65	44	18/6.25
72IB1412L65L44	14	12	109	65	44	18/6.25
72IB1414L65L44	14	14	109	65	44	18/6.25
72IB1412L65L56	14	12	121	65	56	18/6.25
72IB1414L65L56	14	14	121	65	56	18/6.25

¹ Brunkwall et al., Prospective study of the E-iliac Stent Graft System in patients with common iliac artery aneurysms: 30-Day results. Vascular. 2018 Dec;26(6):647-656.

JT-BR-0930200-EN V04 07/2020

Endovascular treatment for a wide range of patients

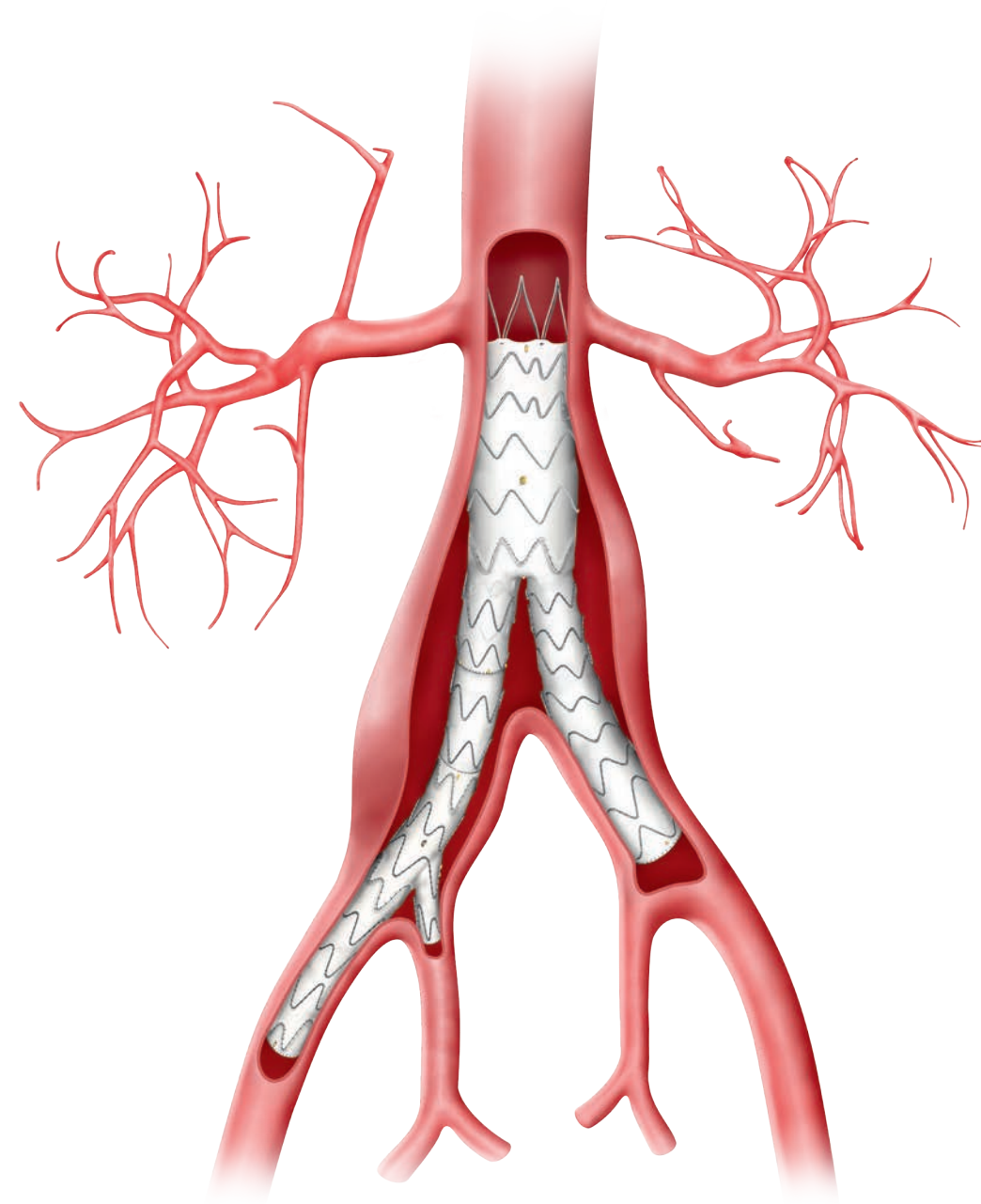


E-tegra Stent Graft System

One solution for your aorto-iliac needs

Components at a glance

The E-tegra Stent Graft System can be combined with the E-licac Stent Graft System, providing an approach to the many patients that require treatment for abdominal and iliac aortic disease. The E-licac Stent Graft System offers an endovascular solution for preserving the hypogastric artery and is indicated for the treatment of patients with unilateral or bilateral aorto-iliac or isolated iliac aneurysms.



Positioning
Separate release of the proximal stent is designed to provide precise placement of the stent graft.

Fixation
Proximal laser cut stent with hooks for suprarenal stent graft fixation.

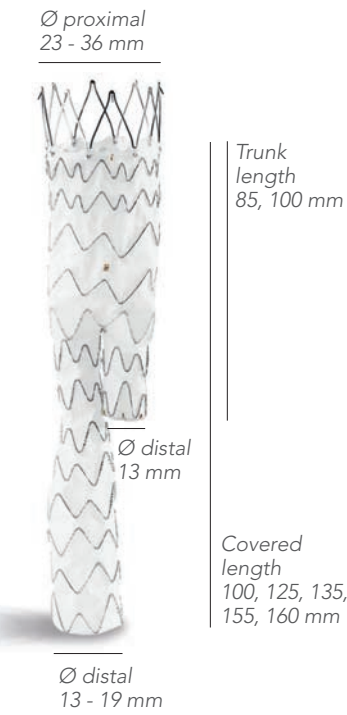
Sealing
Special stent design for improved proximal sealing.

Flexibility
Asymmetrical springs designed for 360 degree flexibility.

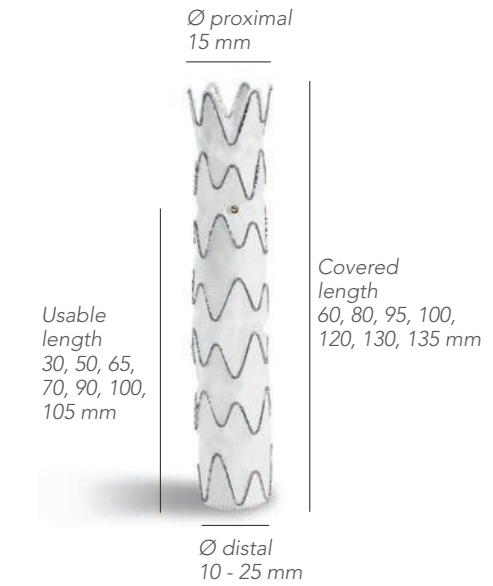
Conformability
Asymmetric stent design and seamless cover enable adaptation to the vessel.

Compatibility
Designed for E-licac extension.


01 Main Body




02 Contralateral Leg



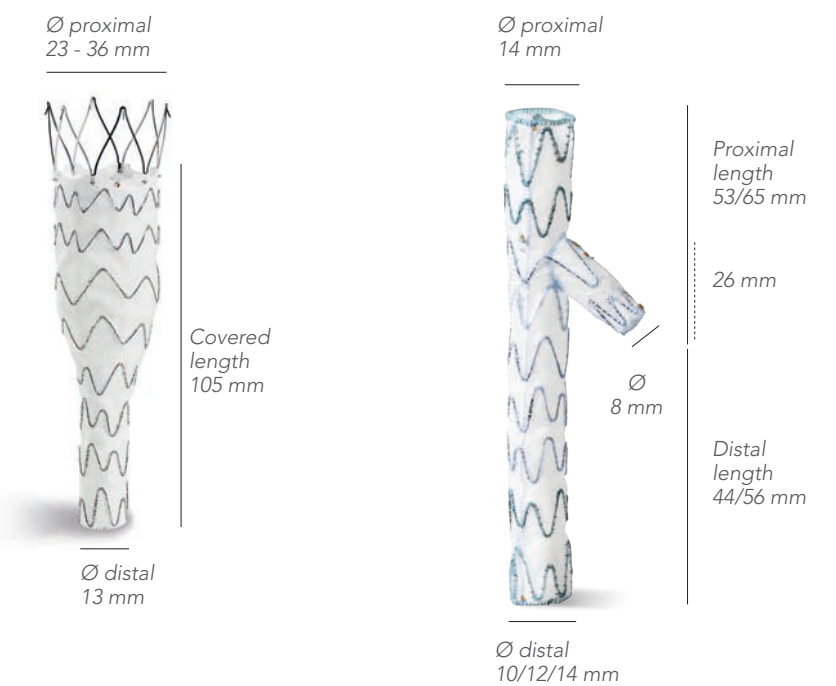
03 Iliac Extension



04 Aortic Extension



05 Aorto-Uni-Iliac



JOTEC® | E-licac® Stent Graft System
The E-tegra Stent Graft can be combined with the E-licac Stent Graft System, please follow the corresponding instructions for use.¹

* JOTEC GmbH, a fully owned subsidiary of CryoLife, Inc..

Bench test data on file at JOTEC GmbH. Data not indicative of clinical performance.

Bench test data on file at JOTEC GmbH. Data not indicative of clinical performance.